

REAL
ALUMINIUM

**MAKING YOUR DREAM
HOME A REALITY**

REAL



YOUR COMPLETE ALUMINIUM WINDOW,
DOOR AND GLAZED ROOF RANGE.

REAL

ALUMINIUM THE FINER CHOICE

Improvements to aesthetics and thermal performance differentiate today's aluminium products from those of the eighties and nineties. You only have to look around to notice that slim aluminium is fast becoming the 'product of choice' for windows, doors and roofs.

Your choice of windows and doors will transform your home or building project and represents an important investment. Aluminium is the preferred material of astute architects looking for longevity, performance, good looks and superb life-time value for money... why would you, as a discerning homeowner, choose anything else?

Whatever the style of your home, be it traditional or modern, the REAL Aluminium range offers distinctive styles and designs to suit.

YOUR COMPLETE ALUMINIUM WINDOW, DOOR AND GLAZED ROOF RANGE.



CASEMENT WINDOWS

P12



RESIDENTIAL DOORS

P18



BI-FOLDING DOORS

P20



SLIDING DOORS

P24



GLAZED ROOFS

P26

Get the look you want

When choosing windows, doors or lantern roofs for your home you will want to choose products which are going to look their absolute best both when installed and for many years to come.

Slim window frames are a must to maximise the amount of natural light entering your home, especially in smaller openings or where Georgian bars are fitted.


Compared to a typical PVCu window, the REAL Aluminium window frames are up to 50% slimmer, allowing the maximum amount of natural light into your home whilst giving a finer ultra-slim appearance.



Aluminium - designed and built to last.

Slimmer frames

The slimmer and stronger aluminium frames increase the ratio of glass to frame therefore letting more light into your home. Clean joints and subtle lines offer an exceptional finish for homeowners to admire.



Typical PVCu



REAL Aluminium

Up to 50%
slimmer
than PVCu

High strength

Aluminium, by its very nature, is a strong material compared to PVCu and doesn't require additional reinforcements.



The superior strength of aluminium allows for larger arrangements which are only possible with timber or PVCu when using bulky profiles and couplers.

Most PVCu bi-folding doors are limited to 750mm width per pane; REAL Aluminium Bi-folding Doors can accommodate panes up to 1200mm wide allowing fewer and wider glass panes for uninterrupted panoramic views.

For an even larger uninterrupted view, consider the REAL Sliding Door which can accommodate up to 2500mm width per pane*.



Security and safety features

It will come as no surprise that the REAL Aluminium windows and doors incorporate many security features as standard and will defend your home against the most determined intruder.

All windows and doors within the REAL Aluminium range are independently tested by BSI for critical aspects of security. Hinges, locks, handles and glazing are all checked not just once but time and time again for consistency and quality.

In addition to security, a BSI Kitemark proves a product has been tested on an ongoing basis to make sure that standards do not slip or change over time. The REAL Aluminium range has been rigorously tested, proving they keep the wind and rain at bay; an important consideration for windows and doors in the UK**.

The enhanced security multi-point locking systems designed, developed and tested in the UK to deliver the highest levels of performance, offer homeowners security and peace of mind.

Each lock features a combination of hooks and anti-lift bolts for greater security. Windows have added protection to strengthen hinges.

High-security hinge guards are available on all REAL Aluminium windows and doors for added security. So, in the unlikely event of an intruder attacking the hinges rather than the locks, these devices prevent the door or window from being pushed/pulled open. This is particularly valuable on open-out doors as the hinges are on the outside.

Keep your family safe with restrictor hinges to prevent risk of falls. Allowing the window to open only partially is important for a child's room or low-level windows. These hinges have an override to allow full opening in an emergency.



*Dependent on height and glass weight restrictions - ask your REAL retailer for details.
**Certain door threshold options may not be covered by the BSI test regime.



Single or dual colour

White continues to be the most popular choice for any window but with the introduction of bi-folding doors and lantern roofs, homeowners are looking for a more flexible colour combination. An anthracite grey outside, white inside dual colour option allows you to keep the inside of your home a vibrant white, whilst creating a modern look to the external features of your home.

Available colours:



White Black Grey Grey on White

Long-lasting colour

Each REAL Aluminium product is powder-coated to give one of the most durable finishes available for windows, doors and roofs. The high quality colour process won't discolour, rust or peel, giving it an attractive appearance for longer. REAL Aluminium is even available with a 'marine grade' finish for those who live near the sea.

Guaranteed to last

As a guarantee for the superior powder-coated finish of REAL Aluminium, all products from the range come with superior paint guarantees against peeling, blistering, corrosion, fading and loss of sheen.



Quality

Choosing the right window, door or lantern roof and the right company to install them can be a daunting experience. You can be rest assured that our products are tested to the latest British Standards and will be installed to comply with the latest UK Building Regulations.

All of our products go through a thorough quality control system that is independently audited twice a year by British Standards to ISO 9001:2008. During this process, products are independently tested to BSI Standards for weathering performance and security levels.

All this independent testing combined with our local reputation means that all you need worry about is deciding on the look and style of your windows, doors and roofs - the performance and quality comes as standard.

Building Regulations

To sell your home in the future, you must be able to demonstrate that your windows, doors and roofs satisfy Building Regulations by producing a certificate of compliance either from an approved installer or your Local Authority Building Control Department.

All professionally installed REAL Aluminium windows, doors and lantern roofs comply with Building Regulations requirements for new build, replacement and refurbishment projects.





ACHIEVE OPTIMUM ENERGY EFFICIENCY

Making your room an all-year-round living space...

The goal is to let visible light in, whilst keeping solar heat out in the summer and radiant heat in during the winter.

Increasing comfort and offering energy savings for the home.

With energy bills rising, thermal efficiency remains the number one priority when making home improvements. Loss of heat from inefficient windows, doors and roofs plays a major part in the comfort or usability of living spaces (especially orangeries and extensions) and can result in high energy costs.


Designed and engineered with performance in mind, REAL Aluminium's thermal performance allows for superior thermal efficiency. Whether renovating a living room with a bi-folding door, or building an extension with a lantern roof, you can be sure to create a comfortable living space all year round with REAL Aluminium.

Energy ratings

Windows are assessed by the British Fenestration Rating Council (BFRC) and rated using a familiar A to G scale on the basis of their total energy efficiency, where an A-rated window is more energy efficient than a G-rated window. This rating covers the frame material, the frame design, the glass type and all the other components that make up the window.

Energy-rating performance is calculated using the special properties of the window frame, the glass coatings, and the gasses used in the sealed glass unit.

Each energy-rated window will be supplied with a rating showing its energy performance and could be a valuable factor should you decide to sell your home in the future.



Thermal barrier technology

The REAL Aluminium window and door range is enhanced with innovative polyamide thermal barrier technology, enabling the windows and doors to exceed the energy performance requirements of current UK Building Regulations.

The polyamide thermal barrier reduces heat loss and enhances the overall U Value of a product, allowing REAL Aluminium casement windows to achieve a Window Energy 'A' Rating when used in conjunction with the correct double- or triple-glazed unit.

The materials used in all products from the REAL Aluminium range have a very high resistance to heat transfer from the inner face of the frame to the external face of the frame, giving improved thermal efficiency and reduced condensation.

Glass technology

Low iron

Low iron glass is extra clear and allows a greater degree of solar heat gain making homes feel warmer without the need to turn the heating up.

Low-E glass

Low-E glass is a clear glass with a microscopically thin coating of a metal oxide that allows light and heat from the sun to pass into the building but at the same time reflects heat back in rather than letting it escape.

Solar control

This intelligent glass (also known as 'anti-sun glass') reflects over 60% of the sun's solar energy, controlling the amount of heat entering the home through the glass. This is particularly advantageous for conservatories and large glazed areas such as sliding patio doors, helping to keep your home cooler in the summer.



Energy-rated windows tested and certified by the British Fenestration Rating Council



Quality controlled manufacture assessed by BSI to BS EN ISO 9001:2008, License No. FM40322



Aluminium is infinitely recyclable, and when recycled uses just 5% of the total energy needed to produce frames from scratch.



YOUR COMPLETE ALUMINIUM WINDOW, DOOR AND GLAZED LANTERN ROOF RANGE.

Suitable for all property types from traditional cottages to contemporary town houses.



We don't believe that one style suits all, which is why you have the choice of styles and finishing touches - tailor your options to suit your home.



EXCEPTIONAL ENERGY PERFORMANCE
 Achieve a Window Energy 'A' Rating when used in conjunction with the correct double-or triple-glazed unit.

CASEMENT WINDOWS

From a traditional country cottage to a contemporary town house, the REAL Aluminium range of windows offers style and elegance to suit all tastes.

Ultra-slim frames allow more natural light into each living space and give the best views to the outdoors.

REAL Aluminium Windows are made to measure for your home. Each window is manufactured using the very latest technologies and processes to create the finest finish to your windows.



The exclusive super-slim window is available in a choice of two styles:

Featured Classic-al

The elegantly sculptured 'Classic-al' window represents a new era in the development of aluminium windows.

Combining the traditional appeal of timber but with slimmer sections and the trusted performance of aluminium. This exclusive REAL Aluminium design features softened lines to give a really classic look.

Available colours:



Exterior design




Interior design

Square Contemporary

The square-edged appearance of the 'Contemporary' window option provides clean, slim sightlines and a modern finish to any home.

Its appearance complements the REAL Bi-folding and Sliding Patio Door range.

Available colours:



Exterior design



Interior design

Styles of window

Your **REAL Aluminium** retailer will help you decide which window system is most appropriate for your project and explain the differences.

Square - Contemporary



Flat sash - internally beaded



Bevelled sash - externally beaded

Featured - Classical



Featured sash - externally beaded

All window systems achieve the same level of security and Window Energy Rating performance. The main difference between an externally and internally beaded window is the aesthetics.

With Dummy Sash



Without Dummy Sash



Dummy sashes*

If you have an eye for detail you may wish to consider 'dummy sashes' to give that truly symmetric design.

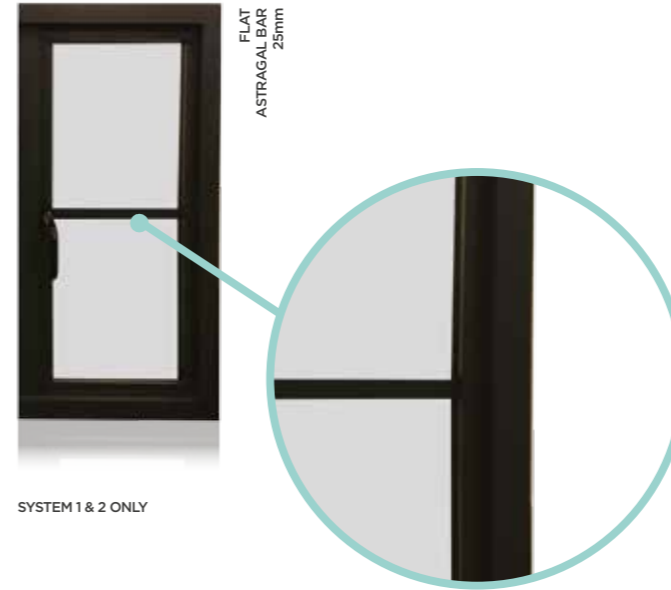
Window styles that have a combination of opening and fixed areas can look a little uneven due to the frame design. A dummy sash allows you to balance the sight-lines and create a more uniform look.

* required for system 1

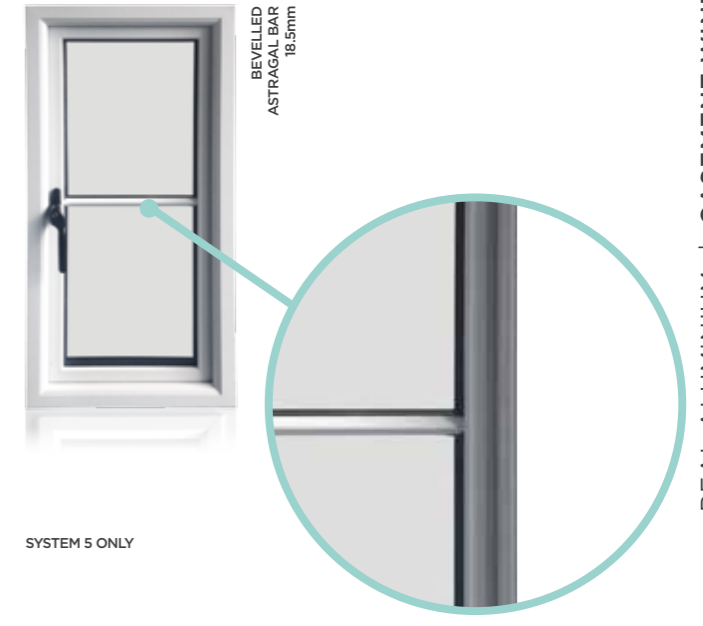
These images demonstrate the appearance of your chosen windows with or without a 'dummy sash.'

Glass decorations

For a truly traditional look, tailor your windows with glass decorations such as astragal, Georgian or decorative lead bars.



SYSTEM 1 & 2 ONLY



SYSTEM 5 ONLY



Easy-clean hinges

Optional easy-clean hinges let you slide your window open to one side allowing you to easily clean both sides of the glass from inside the home. These have the added benefit of opening to almost 90°, giving an unobstructed view from your room and creating an easy fire exit.

Handles

Hardware is available in a choice of finishes allowing you to tailor your windows to suit your interior.



White Black Grey Graphite Chrome Satin Silver Polished Gold Antique Black

For additional security and to retain the slim sightlines, system 1 has been designed with a handle block manufactured into the frame. This will appear as a separate section when viewed internally. An example of this is shown on the Graphite and Satin Silver handle above.

COMPOSITE DOORS

Enhance the beauty of your home with an exterior door that combines traditional looks with all the benefits of modern materials. Made from glass-reinforced polymer (GRP), REAL Aluminium Composite Doors provide leading security and insulation standards, in a made-to-measure package that is virtually maintenance free.

Stunning aesthetics

Developed from oak tree grain, the wood grain effect finish on a REAL Composite Door creates a beautifully authentic appearance. This, complemented by the REAL aluminium door frame, forms a beautiful and high-performance door.

Tailor-made

Every REAL Aluminium Composite Door is individually made to measure a perfect fit. The range includes the most popular door designs, colours and glass options to suit any home.

Security and protection

Peace of mind is assured with high-security multi-point locks and internal glazing. A reinforced, low-maintenance REAL Aluminium frame conforming to British standards keeps the weather and would-be intruders at bay.

Fully tested

Built to last, REAL Aluminium Composite Doors are subjected to rigorous intrusion, impact, wind and rainwater tests, and manufactured to comply with recognised standards for stability, rigidity, thermal insulation and safety glazing.

17%
MORE THERMALLY EFFICIENT
than a 44mm traditional timber panelled door

19%
MORE THERMALLY EFFICIENT
than a 48mm solid timber core composite door



A range of styles

Choose from a variety of styles, colours and decorative glass options to create a distinctively beautiful look for your home. For further details of style and glass options, please refer to the REAL Aluminium Composite Door brochure.



Solid Door



Classical



Elegance Arch



Renown



Renown Diamond



Prestige



Vogue



Eclat Arch



Contemporary

Accessories

A full range of door furniture is available to complement the finishes, including letter boxes, numerals and decorative knockers incorporating spy holes. For handle colour options, see page 19.



Esteem




Elegance

Colour options

Once you've chosen the style of your door, it's time to choose the colour.

Standard colours



Bespoke colours



- | | | | | |
|----------------|--------------------|-----------------|------------------|----------------------|
| 1. Platinum | 9. Charcoal | 17. Peacock | 25. Light House | 33. Turmeric |
| 2. Lead | 10. Soft Cream | 18. Midnight | 26. Rhubarb | 34. Buttercup |
| 3. Granite | 11. Pottery | 19. Pear | 27. Chartwell | 35. Ultramarine Blue |
| 4. Gunmetal | 12. Nut Brown | 20. Fern Green | 28. Duck Egg | 36. Teal |
| 5. Sky Blue | 13. Passion Flower | 21. Sweet Pea | 29. Coastal Blue | |
| 6. Dusk | 14. Foxglove | 22. Pistachio | 30. Sea Green | |
| 7. Pastel Blue | 15. Aubergine | 23. Deep Cerise | 31. Salsa Red | |
| 8. Hazy | 16. Claret | 24. Scarlet | 32. Mandarin | |

Note: there may be shade variations between the aluminium frame and the composite door due to differing paint processes.

REAL Aluminium Door Frames

As part of the REAL Aluminium range, the REAL Aluminium Composite Door will sit securely within a REAL Aluminium door frame.

The aluminium door frame is available in two REAL Aluminium styles which feature on the REAL Aluminium Window pages: Featured (Classic-al) or Square (Contemporary).

Frame colour options

Featured Classic-al

Interior design

Available colours:



White

Square Contemporary

Interior design

Available colours:



White Black Grey Grey on White

ENTRANCE DOORS

Complete the transformation of your home with a REAL Aluminium Entrance Door.

The REAL Aluminium Entrance Door is a high-performance product suitable for use where a durable and reliable door is needed. Choosing an entrance door from the REAL Aluminium range allows your home to be fully suited with the same personalised style.




Frame colour options

Featured **Classic-al**
Interior design



Square **Contemporary**
Interior design



Styles and doors

Available in a Square or Featured design.

Single Front Doors

All front doors can open in or out, left or right, with any arrangement of glass and solid aluminium faced flat panels. Below are some common front door styles.



These stylish yet extremely practical doors create the optimum flow from your home to the garden without the need for a large aperture.

Glass panels either side of your REAL Aluminium French Door delivers copious amounts of light flooding into your home.

Double locking handles

For extra peace of mind, REAL Aluminium French Doors or double doors boast extra security with multipoint locking handles and the option of additional handles and locking on both doors.



Low threshold


An optional low threshold is great for doors which are used regularly and creates a flush appearance due to its minimal step over.*

FRENCH DOORS



Handles

As with all products in the REAL Aluminium range, our entrance doors or French doors can be personalised with your choice of hardware and accessories.



Opening restrictors

Optional opening restrictors allow you to take extra care of your open-out French doors and protect them from damage caused by the doors being blown in the wind.

*Due to the nature of the low threshold design, it is not possible to guarantee its weather performance.

Single Back Doors

All single doors can open in or out, left or right, with any arrangement midrails. Below are some common door styles.



French / Double Doors

All French doors can open in or out, with the master door on the left or right, with any arrangement of midrails. Below are some common French door styles.





BI-FOLDING DOORS

REAL Aluminium Bi-folding Doors create superior panoramic views all year round from the comfort of your living room, kitchen, conservatory or orangery. By neatly folding and sliding, the REAL Aluminium Bi-folding Doors allow quick and easy access to your garden.

The large panes of glass present unspoilt views of the outside and allow maximum light into your home.

The style of your beautifully designed and carefully manufactured bi-folding doors are easily matched to the existing style of your home and provide a smooth transition between indoor and outdoor space.

Choose from panes up to 1200mm wide and 2500mm high, in a choice of opening options. These can be designed to suit any opening size. Your REAL retailer will give you advice on the most suitable option for your requirement.



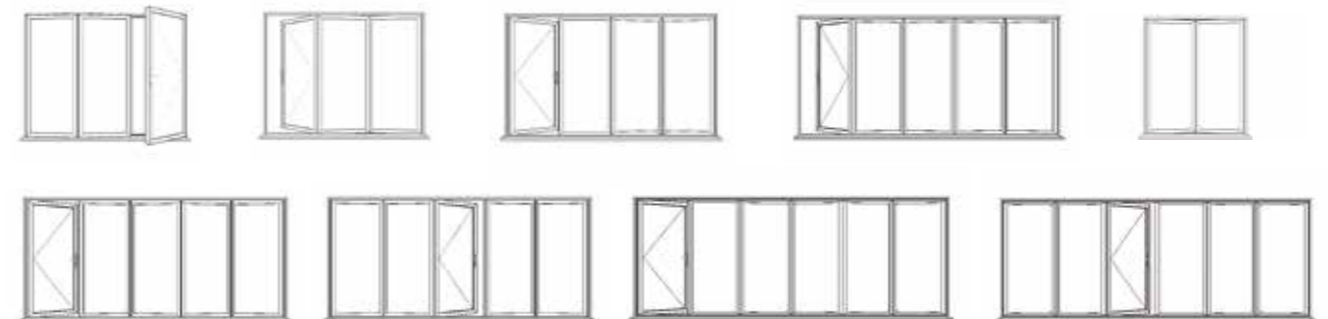
Bi-fold doors offer a choice of opening configurations to suit your needs:

- Fold the doors in or out
- Slide all doors to one side
- Create a single entrance for easy access and have the remaining doors slide the opposite way
- Part the doors centrally to create a double door

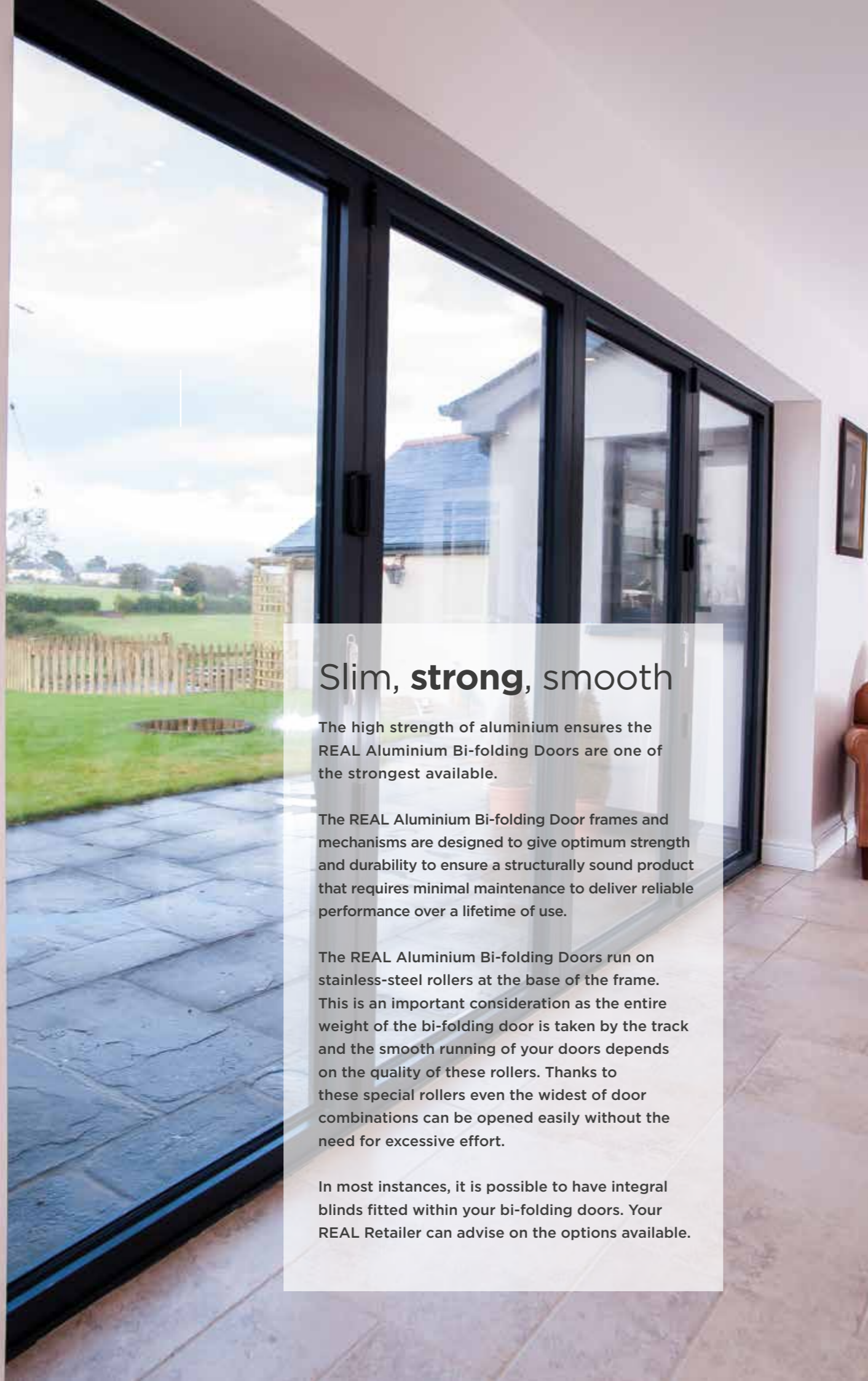
Available colours:



Configuration examples:



Not all configurations have an external handle for access from the outside. Please ask your REAL Retailer for details.



Slim, **strong**, smooth

The high strength of aluminium ensures the REAL Aluminium Bi-folding Doors are one of the strongest available.

The REAL Aluminium Bi-folding Door frames and mechanisms are designed to give optimum strength and durability to ensure a structurally sound product that requires minimal maintenance to deliver reliable performance over a lifetime of use.

The REAL Aluminium Bi-folding Doors run on stainless-steel rollers at the base of the frame. This is an important consideration as the entire weight of the bi-folding door is taken by the track and the smooth running of your doors depends on the quality of these rollers. Thanks to these special rollers even the widest of door combinations can be opened easily without the need for excessive effort.

In most instances, it is possible to have integral blinds fitted within your bi-folding doors. Your REAL Retailer can advise on the options available.

Magnetic door catch

The REAL bi-folding door leaf is held open by a round magnetic catch attached to folding doors, holding the doors open as they fold.



Chrome

White

Black

Grey

Threshold

Our four threshold options let you choose from floor to floor flush threshold, right the way through to a traditional step and provides maximum weather rating for extreme conditions. When a flush doorway is required – for example separating two rooms or for wheelchair access – our low threshold options ensure a smooth, unobtrusive transition.

Multi-point locking



REAL Aluminium Bi-folding Doors feature two high-security hooks and a dead-bolt to ensure total peace of mind. Upgraded locking systems are available, please speak to your REAL Retailer for details.

Trickle vents

In certain circumstances your local Building Regulations will require you to have ventilation slots in your window or door frame to allow your home to 'breathe'. Your REAL retailer will advise you on the options and requirements.

Handles

No matter how many handles and locks you have on your REAL Aluminium Bi-folding Doors, you only ever need to find one key as your door set has 'keyed alike' locks as standard for your convenience.

Hardware is available in a choice of finishes allowing you to tailor your doors to suit your interior.



Chrome

White

Black

Grey



SLIDING PATIO DOORS

Create a feeling of light and space using an expanse of uninterrupted glass with the REAL Aluminium Sliding Patio Doors.

The technical design of the REAL Aluminium Sliding Patio Doors make them ideal for large-span areas and situations where bi-folding doors may not be so appropriate such as areas exposed to high winds or upper floor apartments. A Sliding Patio Door will offer you the largest uninterrupted glass area and once open doesn't take up room on a patio or balcony, or inside the home.

Made-to-measure and fitted to the highest standard, the REAL Aluminium Sliding Patio Doors deliver optimum performance. Tested to the highest industry standards, REAL Aluminium Sliding Patio Doors easily glide with guaranteed reliability. The strong, thermally efficient aluminium frames create dramatic sliding sashes with large glass areas without compromising thermal performance or weather resistance.

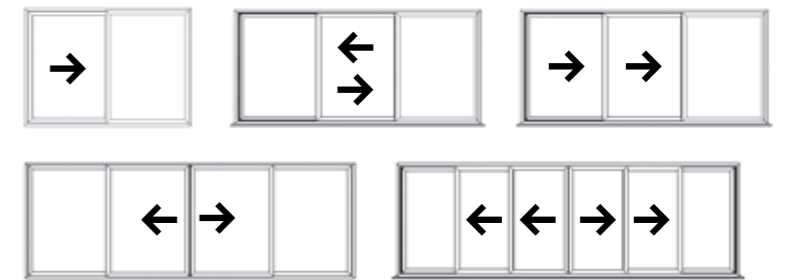
Using advanced glass technology and superior insulation to keep your home warm, the REAL Sliding Patio Doors form a thermally efficient glass facade, a wonderful way to flood a space with light and enjoy beautiful views.

Available in two, three, four, or six panels, all patio doors are double- or triple-glazed with special sliding mechanisms to enable even the largest sashes to slide open and close smoothly on a double- or triple-track, whatever their size.

Handles



Configuration examples:



Available colours:



Thinner, **stronger,** lighter

Natural light is one of the most desirable qualities a home can have. With unrivalled looks and thermal performance, a REAL Aluminium Lantern Roof brings a stylish ambience to your home while maximising the use of light and space.



GLAZED ROOFS



MORE SKY LESS ROOF™

Perfect for an extension or orangery, this roof lantern offers exceptional benefits unmatched by any other roof on the market. The REAL Aluminium Lantern Roof has sharp, clean lines with minimal roof bars, made possible thanks to the super-slim 40mm frame without chunky support bars or joint covers.

Compared to other conventional Lantern Roofs, the REAL Aluminium Lantern Roof has a 70% slimmer top roof bar (also known as the ridge) and 30% slimmer rafter bars.

Using the benefits of slimline technology, we have combined good looks, outstanding thermal performance and intelligent detailing, to create one of the finest looking lantern roofs available.




The REAL Aluminium Glazed Roofs offer exceptional benefits unmatched by any other roof on the market.

The UK's most thermally efficient aluminium lantern roof system**

- The UK's strongest lantern roof system**
- Minimalist modern design
- 70% slimmer roof frame

Available colours:



INTERNAL RAFTER COMPARISON

INTERNAL RIDGE SLIMNESS

40mm
Clean sight lines internally and low sight lines externally
More sky!

0.7W/M²K U VALUE*
Rafter U Value 0.95 w/m²k



Don't just take our word for it... see for yourself

Roof glass

Comfortable year-round room use

As standard, your REAL Glazed Roof will be specified to combine heat reflection and thermal insulation with reduced rainfall and traffic noise. All roof-glazed units incorporate toughened safety glass and are manufactured to the highest British and European Standards, accredited to BS EN 1279 parts 2 & 3 and BS EN 12150.

All REAL Glazed Roofs come with self-cleaning glass as standard, helping to keep your roof looking cleaner for longer. Available in neutral and bronze.

Solar control and low-e coatings along with an argon gas-filled cavity controls the amount of visible light, UV and heat that passes through the glass. Available in neutral, blue and green tints.

*0.7 w/m²k overall U Value when triple glazed. 1.2 w/m²k overall U Value when double glazed

** Independent tests show that REAL Aluminium Roofs offer the best thermal and strength performance available in the UK domestic conservatory market. Please note that all information given is for guidance purposes only. It is given in good faith and is correct to the best of our knowledge at the time of printing.



FLAT ROOFLIGHT

Bring style to your home with the REAL Aluminium Flat Rooflight. With unrivalled looks and thermal performance, it is the ultimate glazed flat rooflight designed to throw maximum light into any home.

Minimal Sightlines

The minimalistic contemporary external design with flush glazing gives a sleek, modern appearance and is a stunning addition to any home extension.

Ultimate performance

With an unrivalled double glazing overall U Value (roof and glass) of 1.3 w/m²k the REAL Aluminium Flat Rooflight outperforms many of its rivals.

Maximum Light

Sitting flush with the internal plaster line, the fixed flat rooflight appears frameless from the interior of the home, creating the illusion of an open roof space.

ALUMINIUM
THE FINER CHOICE


























Handles and accessories

When creating a beautiful and stylish home, details are everything. The handles and accessories available throughout the REAL Aluminium range offer every home a matching suite of high-quality products. Use the reference chart below to discover the perfect set of handles and accessories for your home.

All handles and accessories have been tested to ensure high standards of endurance and functionality.

HANDLES & ACCESSORIES

| | |  |  |  |  |
|------------------------------------|--|--|--|---|---|
| | | White | Black | Grey | Graphite |
| BI-FOLDING DOORS | Main handle (Lever (straight) handle) |  | ✓ | ✓ | ✓ |
| | Intermediate handle |  | ✓ | ✓ | ✓ |
| | D handle |  | ✓ | ✓ | ✓ |
| | Magnetic catch |  | ✓ | ✓ | ✓ |
| | Trickle vents |  | ✓ | ✓ | ✓ |
| SLIDING PATIO DOORS | Long lever handle |  | ✓ | ✓ | ✓ |
| | Sliding Door D Handle |  | ✓ | ✓ | ✓ |
| CASEMENT WINDOWS | Offset handle |  | ✓ | ✓ | ✓ |
| | Monkey tail handle |  | | | |
| COMPOSITE, ENTRANCE & FRENCH DOORS | Lever (straight) handle |  | ✓ | ✓ | ✓ |
| | Lever (swan) handle |  | | | |
| | Letterplate (black ABS surround) |  | ✓ | ✓ | |
| | Letterplate (matching surround) |  | ✓ | ✓ | ✓ |
| | Knocker Victorian 6" Urn |  | ✓ | ✓ | ✓ |
| | Knocker Victorian 6" Urn with spyhole |  | ✓ | ✓ | ✓ |
| | Knocker Victorian 8" Urn Slimline |  | ✓ | ✓ | ✓ |
| | Knocker Victorian 8" Urn Slimline with spyhole |  | ✓ | ✓ | ✓ |
| | Knocker Ponytail |  | ✓ | ✓ | ✓ |
| | Numerals 0-9 |  | | ✓ | ✓ |





A range of locking cylinders are available to give enhanced security. Please speak to your REAL Retailer for details.


*silver anodised SAA

Locks

REAL Aluminium doors that have more than one lock will only require one key to operate all of them (this is called 'keyed alike'). Separate doors will have unique keys unless specified. When specifying a high-security key system (3 Star System), all keys will be unique. For further details, please speak to your REAL Retailer.

HANDLES & ACCESSORIES

| | |  |  |  |  |
|--|--|---|---|---|---|
| | | Chrome | Satin Silver | Polished Gold | Antique Black |
| | | ✓ | ✓ | ✓ | |
| | | ✓ | | | |
| | | ✓ | | | |
| | | ✓ | | | |
| | | | ✓ | | |
| | | | ✓* | | |
| | | | ✓ | | |
| | | ✓ | ✓ | ✓ | |
| | | | | | ✓ |
| | | ✓ | ✓ | ✓ | |
| | | | | | ✓ |
| | | ✓ | ✓ | ✓ | |
| | | ✓ | ✓ | ✓ | ✓ |
| | | ✓ | ✓ | ✓ | ✓ |
| | | ✓ | ✓ | ✓ | |
| | | ✓ | ✓ | ✓ | ✓ |
| | | ✓ | ✓ | ✓ | ✓ |



Antique black range





Self-cleaning glass



Self-cleaning glass

Standard glass

For those places harder to reach such as conservatory roofs or upper-floor windows, self-cleaning coating is ideal. These use ultraviolet light to decompose organic materials and rain to wash them off.

You'll appreciate the special self-clean coating with a microscopic film which helps daylight and rainwater breakdown and wash away dirt and grime.

The self-cleaning technology uses both rain and UV light from the sun to efficiently combat dirt and grime that accumulates on the outside of the window glass, resulting in the need for manual cleaning being significantly reduced. Self-cleaning glass provides the ideal solution to cleaning those hard-to-reach or dangerous areas leaving you with more time to relax and enjoy your conservatory.

Available in neutral and bronze.

How to care for your REAL Aluminium

Aluminium is easy to keep looking great and is virtually maintenance free. Modern powder-coating delivers a hard-wearing finish which will last for years.

With occasional cleaning and periodic lubrication of locks and hinges, aluminium windows and doors will look and operate 'as-new' for longer.

REAL

ALUMINIUM

Part of the Customade Group

www.re-aluminium.co.uk

T: 01453 826884 www.thecustomadegroup.co.uk

Customade Group, Oldend Hall, Oldends Lane, Stonehouse, Gloucestershire, GL10 3RQ